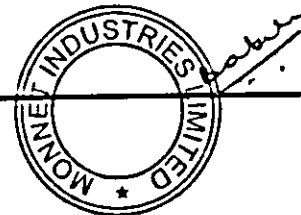



Introductory sub-table (I)(a)

Name of the Company: MONNET INDUSTRIES LTD.			
Scrip Code/Name of Scrip	BSE	532078	
Class of security: EQUITY SHARES			
As on : 31st March, 2015			
Partly paid-up shares:-	No. of partly paid-up shares	As a % of total no. of partly paid-up shares	As a % of total no. of shares of the company
Held by promoter/promoter group	0	#DIV/0!	0
Held by public	0	#DIV/0!	0
Total - D	0	#DIV/0!	0
Outstanding convertible securities:-	No. of outstanding securities	As a % of total no. of outstanding convertible securities	As a % of total no. of shares of the company, assuming full conversion of the convertible securities
Held by promoter/promoter group	0	#DIV/0!	0
Held by public *	0	#DIV/0!	0
Total - E	0	#DIV/0!	0
Warrants:-	No. of warrants	As a % of total no. of warrants	As a % of total no. of shares of the company, assuming full conversion of warrants
Held by promoter/promoter group	0	#DIV/0!	0
Held by public	0	#DIV/0!	0
Total - F	0	#DIV/0!	0
Total paid-up capital of the company, assuming full conversion of warrants and convertible securities	3681262		100.00




Statement Showing Shareholding Pattern								
Category code	Category of Shareholder	Number of Shareholders	Table (I)(a)		Total shareholding as a percentage of total number of shares		Shares Pledged or otherwise encumbered	
			Total number of shares	Number of shares held in dematerialized form	As a percentage of (A+B) ¹	As a percentage of (A+B+C)	Number of shares	As a percentage (IX) = (VIII)(IV)*100
			(IV)	(V)				
(A)	Shareholding of Promoter and Promoter Group ²							
1	Indian							
(a)	Individuals/ Hindu Undivided Family	7	139101	139101	3.78	3.78	0	0.00
(b)	Central Government/ State Government(s)							
(c)	Bodies Corporate	7	2621821	2621821	71.22	71.22	0	0.00
(d)	Financial Institutions/ Banks							
(e)	Any Others(Specify)							
(e-i)								
(e-ii)								
	Sub Total(A)(1)	14	2760922	2760922	75.00	75.00	0	0.00
2	Foreign							
a	Individuals (Non-Residents Individuals/ Foreign Individuals)				0.00	0.00	0	#DIV/0!
b	Bodies Corporate				0.00	0.00	0	#DIV/0!
c	Institutions				0.00	0.00	0	#DIV/0!
d	Qualified Foreign Investor				0.00	0.00	0	#DIV/0!
e	Any Others(Specify)				0.00	0.00	0	#DIV/0!
e-i					0.00	0.00	0	#DIV/0!
e-ii					0.00	0.00	0	#DIV/0!
	Sub Total(A)(2)	0	0	0	0.00	0.00	0	#DIV/0!
	Total Shareholding of Promoter and Promoter Group (A) = (A)(1)+(A)(2)	14	2760922	2760922	75.00	75.00	0	0.00
(B)	Public shareholding							
1	Institutions							
(a)	Mutual Funds/ UTI							



(b)	Financial Institutions / Banks	1	75000	75000	2.04	2.04		
(c)	Central Government/ State Government(s)							
(d)	Venture Capital Funds							
(e)	Insurance Companies	3	132276	132276	3.59	3.59		
(f)	Foreign Institutional Investors							
(g)	Foreign Venture Capital Investors							
(h)	Qualified Foreign Investor							
(i)	Any Other (specify)							
(i-i)								
(i-ii)								
	Sub-Total (B)(1)	4	207276	207276	5.63	5.63		
B 2	Non-institutions							
(a)	Bodies Corporate	54	211705	175765	5.75	5.75		
(b)	Individuals							
I	Individuals -i. Individual shareholders holding nominal share capital up to Rs 1 lakh	1242	254549	217396	6.91	6.91		
II	ii. Individual shareholders holding nominal share capital in excess of Rs. 1 lakh.	3	69010	69010	1.87	1.87		
(c)	Qualified Foreign Investor							
(d)	Any Other (specify)							
(d-i)	Hindu Undevided Families	27	56331	56331	1.53	1.53		
(d-ii)	Non Resident Indians	7	121439	77144	3.30	3.30		
(d-iii)	Directors & their relatives	1	30	30	0.00	0.00		
	Sub-Total (B)(2)	1334	713064	595676	19.37	19.37		
(B)	Total Public Shareholding (B)= (B)(1)+(B)(2)	1338	920340	802952	25.00	25.00		
	TOTAL (A)+(B)	1352	3681262	3563874	100.00	100.00		
(C)	Shares held by Custodians and against which Depository Receipts have been issued							
1	Promoter and Promoter Group					0.00		#DIV/0!
2	Public					0.00		
	Sub-Total (C)	0	0	0		0	0	
	GRAND TOTAL (A)+(B)+(C)	1352	3681262	3563874		100.00	0	0.00

Shareholding Pattern as on 31-03-2015




Monnet Industries Limited

(I)(b) Statement showing holding of securities (including shares, warrants, convertible securities) of persons belonging to the category "Promoter and Promoter Group"


Sr. No.	Name of the shareholder	Details of Shares held		Encumbered shares (*)			Details of warrants		Details of convertible securities		Total shares (including underlying shares assuming full conversion of warrants and convertible securities) as a % of diluted share capital
		Number of shares held	As a % of grand total (A)+(B)+(C)	No.	As a percentage	As a % of grand total (A)+(B)+(C) of sub-clause (I)(a)	Number of warrants held	As a % total number of warrants of the same class	Number of convertible securities held	As a % total number of convertible securities of the same class	
(i)	(ii)	(iii)	(iv)	(v)	(vi)=(v)/(iii)*100	(vii)	(viii)	(ix)	(x)	(xi)	(xii)
	PROMOTERS										
1	CECIL WEBBER ENGINEERING LIMITED	664120	18.04	0	0.00	0.00	0	#DIV/0!	0	#DIV/0!	18.04
2	PAVITRA COMMERCIALS LIMITED	599940	16.30	0	0.00	0.00	0	#DIV/0!	0	#DIV/0!	16.30
3	MONNET PROPERTIES PRIVATE LIMITED	8700	0.24	0	0.00	0.00	0	#DIV/0!	0	#DIV/0!	0.24
4	KAMDHENU ENTERPRISES LTD	1341753	36.45	0	0.00	0.00	0	#DIV/0!	0	#DIV/0!	36.45
5	PARAS TRADERS PRIVATE LIMITED	1260	0.03	0	0.00	0.00	0	#DIV/0!	0	#DIV/0!	0.03
6	HARSHWARDHAN LEASING LTD	435	0.01	0	0.00	0.00	0	#DIV/0!	0	#DIV/0!	0.01
7	MONNET INTERNATIONAL LIMITED	5613	0.15	0	0.00	0.00	0	#DIV/0!	0	#DIV/0!	0.15
8	SANDEEP JAJODIA	11418	0.31	0	0.00	0.00	0	#DIV/0!	0	#DIV/0!	0.31
9	SANDEEP JAJODIA	8340	0.23	0	0.00	0.00	0	#DIV/0!	0	#DIV/0!	0.23
	PROMOTERS GROUP										
10	SEEMA JAJODIA	16503	0.45	0	0.00	0.00	0	#DIV/0!	0	#DIV/0!	0.45
11	NIKUNJ JAJODIA	8340	0.23	0	0.00	0.00	0	#DIV/0!	0	#DIV/0!	0.23
12	NIKITA JAJODIA	87900	2.39	0	0.00	0.00	0	#DIV/0!	0	#DIV/0!	2.39
13	MAHENDRA KUMAR JAJODIA	900	0.02	0	0.00	0.00	0	#DIV/0!	0	#DIV/0!	0.02
14	SUDHA JAJODIA	5700	0.15	0	0.00	0.00	0	#DIV/0!	0	#DIV/0!	0.15
TOTAL		2760922	75.00	0	0.00	0.00	0	#DIV/0!	0	#DIV/0!	75.00

(*) The term "encumbrance" has the same meaning as assigned to it in regulation 26(3) of the SAST Regulations, 2011




(I)(c)(ii) Statement showing holding of securities (including shares, warrants, convertible securities) of persons (together with PAC) belonging to the category "Public" and holding more than 5% of the total number of shares of the company

Sr. No.	Name(s) of the shareholder(s) and the Persons Acting in Concert (PAC) with them	Number of shares	Shares as a percentage of total number of shares (i.e., Grand Total (A)+(B)+(C) indicated in Statement at para (I)(a) above)	Details of warrants		Details of convertible securities		Total shares (including underlying shares assuming full conversion of warrants and convertible securities) as a % of diluted share capital
				Number of warrants	As a % total number of warrants of the same class	Number of convertible securities held	% w.r.t total number of convertible securities of the same class	
	NIL							
TOTAL		0	0.00	0	#DIV/0!	0	#DIV/0!	0.00



(II)(a) Statement showing details of Depository Receipts (DRs)

Sr. No.	Type of outstanding DR (ADRs, GDRs, SDRs, etc.)	Number of outstanding DRs	Number of shares underlying outstanding DRs	Shares underlying outstanding DRs as a percentage of total number of shares {i.e., Grand Total (A)+(B)+(C) indicated in Statement at para (I)(a) above}	
1				0.00	
2				0.00	
3				0.00	
4		N/A		0.00	
5			0.00		
6			0.00		
7			0.00		
8			0.00		
9			0.00		
TOTAL			0	0	0.00



(II)(b) Statement showing holding of Depository Receipts (DRs), where underlying shares held by "promoter/promoter group" are in excess of 1% of the total number of shares

Sr. No.	Name of the DR Holder	Type of outstanding DR (ADRs, GDRs, SDRs, etc.)	Number of shares underlying outstanding DRs	Shares underlying outstanding DRs as a percentage of total number of shares (i.e., Grand Total (A)+(B)+(C) indicated in Statement at para (I)(a) above}	
1				0.00	
2				0.00	
3				0.00	
4		N/A		0.00	
5			0.00		
6			0.00		
7			0.00		
8			0.00		
9			0.00		
TOTAL				0	0.00

