

General Information

Name of the Company : Monnet Industries Limited	
Scrip Code, class of security : 532078, Equity shares	
Quarter ended : 30-9-2015	
General information [Abstract]	
Scrip code	532078
Name of the company	Monnet Industries Limited
Class of security	Equity shares
Type of report	Quarterly
Reason for additional filing	
Whether company has more than one class of shares or securities having voting rights	No
Whether company is SME	No
Date of report	30-9-2015




Disclosure of shareholding pattern

Name of the Company : Monnet Industries Limited				
Scrip Code, class of security : 532078, Equity shares				
Quarter ended : 30-9-2015				
Disclosure of notes on shareholding pattern				Notes
Partly paid-up shares				
ID	Description partly paid-up shares	Number of partly paid-up shares	As a percentage of total number of partly paid-up shares	As a percentage of total number of shares of the company
Shares held by promoter or promoter group				
Total Shares held by promoter or promoter group				
Shares held by public				
Total Shares held by public				
Total				
Outstanding convertible securities				
ID	Description of outstanding convertible securities	Number of outstanding securities	As a percentage of total number of outstanding convertible securities	As a percentage of total number of shares of the company, assuming full conversion of the convertible securities
Shares held by promoter or promoter group				
Total shares held by promoter or promoter group				
Shares held by public				
Total Shares held by public				
Total				
Warrants				
ID	Description of warrants	Number of warrants	As a percentage of total number of warrants	As a percentage of total number of shares of the company, assuming full conversion of warrants
Shares held by promoter or promoter group				
Total Shares held by promoter or promoter group				
Shares held by public				
Total Shares held by public				
Total				
Total paid-up capital of the company assuming full conversion of warrants and convertible securities		3681262		



Disclosure of fully paid-up shares

Name of the Company : Monnet Industries Limited								
Scrip Code, class of security : 532078, Equity shares								
Quarter ended : 30-9-2015								
Disclosure of notes on fully paid-up shares							Notes	
Category code					Total Shareholding as a percentage of total number of shares		Shares pledged or otherwise encumbered	
		Number of shareholders	Total number of shares	Number of shares held in dematerialised form	As a percentage of (A+B)	As a percentage of (A+B+C)	Number of shares	As a percentage
(I)	(II)	(III)	(IV)	(V)	(VI)	(VII)	(VIII)	(IX)= (VIII)/(IV) *100
(A) Shareholding of Promoter and Promoter Group								
(1) Indian								
(a)	Individuals or Hindu undivided family	7	139101	139101	3.78	3.78		
(b)	Central government or State government(s)							
(c)	Bodies corporate	7	2621821	2621821	71.22	71.22		
(d)	Financial institutions or banks							
(e)	Any other (specify)	Description of Shareholder						
		Total Others						
		Sub Total (A) (1)	14	2760922	2760922	75	75	
(2) Foreign								
(a)	Non-resident individuals or foreign individuals							
(b)	Bodies corporate							
(c)	Institutions							
(d)	Qualified foreign investor							
(e)	Any other (specify)	Description of Shareholder						
		Total Others						
		Sub-Total (A) (2)						
		Total Shareholding of Promoter and Promoter Group (A) = (A)(1) + (A)(2)	14	2760922	2760922	75	75	
(B) Public Shareholding								
(1) Institutions								
(a)	Mutual funds or UTI							
(b)	Financial institutions or banks	1	75000	75000	2.04	2.04		
(c)	Central government or State government(s)							
(d)	Venture capital funds							
(e)	Insurance companies	3	132276	132276	3.59	3.59		
(f)	Foreign institutional investors							
(g)	Foreign venture capital investors							
(h)	Qualified foreign investor							




(k)	Any other (specify)	Description of Shareholder							
Total Others									
Sub Total (B) (1)			4	207276	207276	5.63	5.63		
(2)	Non-Institutions								
(a)	Bodies corporate		50	212905	177145	5.78	5.78		
(b)	Individuals								
i	Individual shareholders holding nominal share capital up to Rs one lakh		1243	253213	216195	6.88	6.88		
ii	Individual shareholders holding nominal share capital in excess of Rs one lakh		3	69010	69010	1.87	1.87		
(c)	Qualified foreign investor								
(d)	Any other (specify)	Description of Shareholder							
1	Non-Institutions Shareholders 1	HUF	28	56332	56332	1.53	1.53		
2	Non-Institutions Shareholders 2	NRI	7	121574	77144	3.3	3.3		
3	Non-Institutions Shareholders 3	Directors and their friends or relatives	1	30	30	0	0		
Total Others			36	177936	133506	4.83	4.83		
Sub-total (B) (2)			1332	713064	595856	19.37	19.37		
Total Public Shareholding (B) = (B)(1)+(B)(2)			1336	920340	803132	25	25		
TOTAL (A)+(B)			1350	3681262	3564054	100	100		
(C)	Shares held by custodians and against which depository receipts have been issued								
(1)	Promoter and promoter group								
(2)	Public								
Total Shares held by Custodians (C)									
GRAND TOTAL (A)+(B)+(C)			1350	3681262	3564054		100		




(I) (b) Statement showing holding of securities (including shares, warrants, convertible securities) of persons belonging to the category Promoter and Promoter Group

Name of the Company : Monnet Industries Limited												
Scrip Code, class of security : 532078, Equity shares												
Quarter ended : 30-9-2015												
Disclosure of notes on securities belonging to the category "Promoter and Promoter Group"												Notes
Sr. No.	Name of the shareholder	PAN of Promoter	Number of the shares held	As a percentage of grand total (A) + (B) + (C)	Encumbered - number of shares	As a percentage	As a percentage of grand total (A) + (B) + (C) of clause (I)(a)	Number of warrants held	Warrants held as a percentage of total numbers of warrants of the same class	Number of convertible securities held	Convertible securities as percentage of total numbers of convertible securities of same class	Total shares (including underlying shares assuming full conversion of warrants and convertible securities) as a percentage of diluted share capital
(I)	(II)	(III) (a)	(III)	(IV)	(V)	(VI)=(V)/(III)*100	(I)(a) (VII)	(VIII)	(IX)	(X)	(XI)	(XII)
1	Cecil Webber Engineering Limited	AABCC6065D	664120	18.04								18.04
2	Pavitra Commercials Limited	AAACP0299F	599940	16.3								16.3
3	Monnet Properties Private Limited	AAACM1647E	8700	0.24								0.24
4	Kamdhenu Enterprises Ltd.	AAACK0590J	1341753	36.45								36.45
5	Paras Traders Private Limited	AACCP6056G	1260	0.03								0.03
6	Harshwardhan Leasing Ltd.	AAACH0607D	435	0.01								0.01
7	Monnet International Limited	AAACM0389B	5613	0.15								0.15
8	Sandeep Jajodia	AEOPI5519B	11418	0.31								0.31
9	Sandeep Jajodia	AAPHS0992G	8340	0.23								0.23
10	Seema Jajodia	ACJPI6249H	16503	0.45								0.45
11	Nikunj Jajodia	AHLPJ7716J	8340	0.23								0.23
12	Nikita Jajodia	AHLPJ7715M	87900	2.39								2.39
13	Mahendra Kumar Jajodia	ACQPI6354G	900	0.02								0.02
14	Sudha Jajodia	AELPI4511N	5700	0.15								0.15
Total			2760922	75								75




(I) (c) (i) Statement showing holding of securities (including shares,warrants,convertible securities) of persons belonging to the category Public and holding more than 1% of the total number of shares

Name of the Company : Monnet Industries Limited									
Scrip Code, class of security : 532078, Equity shares									
Quarter ended : 30-9-2015									
Disclosure of notes on holding of securities of persons belonging to the category "Public" and holding more than one percentage of the total number of shares									Notes
Sr. No.	Name of the shareholder	PAN of Shareholder	Number of the shares held	Shares as percentage of total number of shares {i.e. Grand Total (A) + (B) + (C) indicated in statement at para (I) (a) above}	Number of warrants held	Warrants held as a percentage of total numbers of warrants of the same class	Number of convertible securities held	Convertible securities as percentage of total numbers of convertible securities of same class	Total shares (including underlying shares assuming full conversion of warrants and convertible securities) as a percentage of diluted share capital
(I)	(II)	(II) (a)	(III)	(IV)	(V)	(VI)	(I)(a) (VII)	(VIII)	(IX)
1	Krishna Kumar Dharamshi Somaiya	AWZPS2876D	76051	2.07					2.07
2	ICICI Bank Ltd.	AAACH1195H	75000	2.04					2.04
3	The Oriental Insurance Company Limited	AAACT0627R	75000	2.04					2.04
4	Life Insurance Corporation of India	AAACL0582H	42276	1.15					1.15
Total			268327	7.29					7.29




Introductory sub-table (D)(a)

Name of the Company: MONNET INDUSTRIES LTD.			
Scrip Code/Name of Scrip	BSE	532078	
Class of security: EQUITY SHARES			
As on : 30th September, 2015			
Partly paid-up shares:-	No. of partly paid-up shares	As a % of total no. of partly paid-up shares	As a % of total no. of shares of the company
Held by promoter/promoter group	0	#DIV/0!	0
Held by public	0	#DIV/0!	0
Total - D	0	#DIV/0!	0
Outstanding convertible securities:-	No. of outstanding securities	As a % of total no. of outstanding convertible securities	As a % of total no. of shares of the company, assuming full conversion of the convertible securities
Held by promoter/promoter group	0	#DIV/0!	0
Held by public *	0	#DIV/0!	0
Total - E	0	#DIV/0!	0
Warrants:-	No. of warrants	As a % of total no. of warrants	As a % of total no. of shares of the company, assuming full conversion of warrants
Held by promoter/promoter group	0	#DIV/0!	0
Held by public	0	#DIV/0!	0
Total - F	0	#DIV/0!	0
Total paid-up capital of the company, assuming full conversion of warrants and convertible securities		3681262	100.00




Statement Showing Shareholding Pattern

Category code	Category of Shareholder	Table (I)(a)				Total shareholding as a percentage of total number of shares		Shares Pledged or otherwise encumbered	
		Number of Shareholders	Total number of shares	Number of shares held in dematerialized form	As a percentage of (A+B) ¹	As a percentage of (A+B+C)	Number of shares	As a percentage	
		(III)	(IV)	(V)	(VI)	(VII)	(VIII)	(IX) = (VIII)/(IV)*100	
(I)	(II)								
(A)	Shareholding of Promoter and Promoter Group ²								
I	Indian								
(a)	Individuals/ Hindu Undivided Family	7	139101	139101	3.78	3.78	0	0.00	
(b)	Central Government/ State Government(s)								
(c)	Bodies Corporate	7	2621821	2621821	71.22	71.22	0	0.00	
(d)	Financial Institutions/ Banks								
(e)	Any Others(Specify)								
(e-i)									
(e-ii)									
		14	2760922	2760922	75.00	75.00	0	0.00	
	Sub Total(A)(1)								
2	Foreign								
a	Individuals (Non-Residents Individuals/ Foreign Individuals)								
b	Bodies Corporate								
c	Institutions								
d	Qualified Foreign Investor								
e	Any Others(Specify)								
e-i									
e-ii									
		0	0	0	0.00	0.00	0	#DIV/0!	
	Sub Total(A)(2)								
	Total Shareholding of Promoter and Promoter Group (A)= (A)(1)+(A)(2)	14	2760922	2760922	75.00	75.00	0	0.00	
(B)	Public shareholding								
I	Institutions								




(a)	Mutual Funds/ UTI																										
(b)	Financial Institutions / Banks		1	75000		75000	2.04	2.04	75000																		
(c)	Central Government/ State Government(s)																										
(d)	Venture Capital Funds																										
(e)	Insurance Companies		3	132276		132276	3.59	3.59	132276																		
(f)	Foreign Institutional Investors																										
(g)	Foreign Venture Capital Investors																										
(h)	Qualified Foreign Investor																										
(i)	Any Other (specify)																										
(i-i)																											
(i-ii)																											
	Sub-Total (B)(1)		4	207276		207276	5.63	5.63	207276																		
B 2	Non-institutions																										
(a)	Bodies Corporate		50	212905		212905	5.78	5.78	177145																		
(b)	Individuals																										
	Individuals-i. Individual shareholders holding nominal share capital up to Rs 1 lakh		1243	253213		253213	6.88	6.88	216195																		
	Individuals-ii. Individual shareholders holding nominal share capital in excess of Rs. 1 lakh.		3	69010		69010	1.87	1.87	69010																		
(c)	Qualified Foreign Investor																										
(d)	Any Other (specify)																										
(d-i)	Hindu Undevided Families		28	56332		56332	1.53	1.53	56332																		
(d-ii)	Non Resident Indians		7	121574		121574	3.30	3.30	77144																		
(d-iii)	Directors & their relatives		1	30		30	0.00	0.00	30																		
	Sub-Total (B)(2)		1332	713064		713064	19.37	19.37	595856																		
(B)	Total Public Shareholding (B)= (B)(1)+(B)(2)		1336	920340		920340	25.00	25.00	803132																		
	TOTAL (A)+(B)		1350	3681262		3681262	100.00	100.00	3564054																		
(C)	Shares held by Custodians and against which Depository Receipts have been issued																										
1	Promoter and Promoter Group																									#DIV/0!	
2	Public																										
	Sub-Total (C)		0	0		0	0	0	0																		
	GRAND TOTAL (A)+(B)+(C)		1350	3681262		3681262	100.00	100.00	3564054																		



(I)(b) Statement showing holding of securities (including shares, warrants, convertible securities) of persons belonging to the category "Promoter and Promoter Group"


Sr. No.	Name of the shareholder (i)	Details of Shares held		Encumbered shares (*)		Details of warrants		Details of convertible securities		Total shares (including underlying shares of warrants and convertible securities) as a % of diluted share capital (XII)
		Number of shares held (iii)	As a % of grand total (A)+(B)+(C) (iv)	No. (v)	As a percentage (vi) = (v)/(iii)*100	As a % of grand total (A)+(B)+(C) of sub-clause (I)(a) (vii)	Number of warrants held (viii)	As a % total number of warrants of the same class (ix)	Number of convertible securities held (x)	
	PROMOTERS									
1	CECIL WEBBER ENGINEERING LIMITED	664120	18.04	0	0.00	0	#DIV/0!	0	#DIV/0!	18.04
2	PAVITRA COMMERCIALS LIMITED	599940	16.30	0	0.00	0	#DIV/0!	0	#DIV/0!	16.30
3	MONNET PROPERTIES PRIVATE LIMITED	8700	0.24	0	0.00	0	#DIV/0!	0	#DIV/0!	0.24
4	KAMDHENU ENTERPRISES LTD	1341753	36.45	0	0.00	0	#DIV/0!	0	#DIV/0!	36.45
5	PARAS TRADERS PRIVATE LIMITED	1260	0.03	0	0.00	0	#DIV/0!	0	#DIV/0!	0.03
6	HARSHWARDHAN LEASING LTD	435	0.01	0	0.00	0	#DIV/0!	0	#DIV/0!	0.01
7	MONNET INTERNATIONAL LIMITED	5613	0.15	0	0.00	0	#DIV/0!	0	#DIV/0!	0.15
8	SANDEEP JAJODIA	11418	0.31	0	0.00	0	#DIV/0!	0	#DIV/0!	0.31
9	SANDEEP JAJODIA	8340	0.23	0	0.00	0	#DIV/0!	0	#DIV/0!	0.23
	PROMOTERS GROUP									
10	SEEMA JAJODIA	16503	0.45	0	0.00	0	#DIV/0!	0	#DIV/0!	0.45
11	NIKUNJ JAJODIA	8340	0.23	0	0.00	0	#DIV/0!	0	#DIV/0!	0.23
12	NIKITA JAJODIA	87900	2.39	0	0.00	0	#DIV/0!	0	#DIV/0!	2.39
13	MAHENDRA KUMAR JAJODIA	900	0.02	0	0.00	0	#DIV/0!	0	#DIV/0!	0.02
14	SUDHA JAJODIA	5700	0.15	0	0.00	0	#DIV/0!	0	#DIV/0!	0.15
	TOTAL	2760922	75.00	0	0.00	0	#DIV/0!	0	#DIV/0!	75.00

(*) The term "encumbrance" has the same meaning as assigned to it in regulation 28(3) of the SAST Regulations, 2011



(D)(c)(ii) Statement showing holding of securities (including shares, warrants, convertible securities) of persons (together with PAC) belonging to the category "Public" and holding more than 5% of the total number of shares of the company

Sr. No.	Name(s) of the shareholder(s) and the Persons Acting in Concert (PAC) with them	Number of shares	Shares as a percentage of total number of shares {i.e., Grand Total (A)+(B)+(C) indicated in Statement at para (D)(a) above}	Details of warrants		Details of convertible securities		Total shares (including underlying shares assuming full conversion of warrants and convertible securities) as a % of diluted share capital
				Number of warrants	As a % total number of warrants of the same class	Number of convertible securities held	% w.r.t total number of convertible securities of the same class	
TOTAL		0	0.00	0	#DIV/0!	0	#DIV/0!	0.00



(D)(d) Statement showing details of locked-in shares


(D)(d)

Sr. No.	Name of the shareholder	Number of locked-in shares	Locked-in shares as a percentage of total number of shares {i.e., Grand Total (A)+(B)+(C) indicated in Statement at para (D)(a) above}
TOTAL		0	0.00



(II)(a) Statement showing details of Depository Receipts (DRs)

Sr. No.	Type of outstanding DR (ADRs, GDRs, SDRs, etc.)	Number of outstanding DRs	Number of shares underlying outstanding DRs	Shares underlying outstanding DRs as a percentage of total number of shares {i.e., Grand Total (A)+(B)+(C) indicated in Statement at para (I)(a) above}
1				0.00
2				0.00
3				0.00
4				0.00
5				0.00
6				0.00
7				0.00
8				0.00
9				0.00
TOTAL		0	0	0.00



(II)(b) Statement showing holding of Depository Receipts (DRs), where underlying shares held by "promoter/promoter group" are in excess of 1% of the total number of shares

Sr. No.	Name of the DR Holder	Type of outstanding DR (ADRs, GDRs, SDRs, etc.)	Number of shares underlying outstanding DRs	Shares underlying outstanding DRs as a percentage of total number of shares {i.e., Grand Total (A)+(B)+(C) indicated in Statement at para (I)(a) above}
1				0.00
2				0.00
3				0.00
4				0.00
5				0.00
6				0.00
7				0.00
8				0.00
9				0.00
TOTAL			0	0.00

