


Introductory sub-table (I)(a)



Name of the Company: MONNET PROJECT DEVELOPERS LIMITED			
Scrip Code/Name of Scrip	BSE	532723	
Class of security: EQUITY SHARES			
As on : 30th June, 2014			
Partly paid-up shares:-	No. of partly paid-up shares	As a % of total no. of partly paid-up shares	As a % of total no. of shares of the company
Held by promoter/promoter group	0	#DIV/0!	0
Held by public	0	#DIV/0!	0
Total - D	0	#DIV/0!	0
Outstanding convertible securities:-	No. of outstanding securities	As a % of total no. of outstanding convertible securities	As a % of total no. of shares of the company, assuming full conversion of the convertible securities
Held by promoter/promoter group	0	#DIV/0!	0
Held by public *	0	#DIV/0!	0
Total - E	0	#DIV/0!	0
Warrants:-	No. of warrants	As a % of total no. of warrants	As a % of total no. of shares of the company, assuming full conversion of warrants
Held by promoter/promoter group	0	#DIV/0!	0
Held by public	0	#DIV/0!	0
Total - F	0	#DIV/0!	0
Total paid-up capital of the company, assuming full conversion of warrants and convertible securities	7412524		100.00

Statement Showing Shareholding Pattern



Category code	Category of Shareholder	Number of Shareholders	Total number of shares	Number of shares held in dematerialized form	Total shareholding as a percentage of total number of shares		Shares Pledged or otherwise encumbered	
					As a percentage of (A+B) ¹	As a percentage of (A+B+C)		
(I)	(II)	(III)	(IV)	(V)	(VI)	(VII)	(VIII)	(IX) = (VIII)/(IV)*100
(A)	Shareholding of Promoter and Promoter Group ²							
1	Indian							
(a)	Individuals/ Hindu Undivided Family	1	16680	16680	0.23	0.23	0	0.00
(b)	Central Government/ State Government(s)							
(c)	Bodies Corporate	9	5230128	5230128	70.56	70.56	0	0.00
(d)	Financial Institutions/ Banks							
(e)	Any Others(Specify)							
(e-i)	Directors & Their Relatives	6	310922	310922	4.19	4.19	0	0.00
(e-ii)								
	Sub Total(A)(1)	16	5557730	5557730	74.98	74.98	0	0.00
2	Foreign							
a	Individuals (Non-Residents Individuals/ Foreign Individuals)				0.00	0.00	0	#DIV/0!
b	Bodies Corporate				0.00	0.00	0	#DIV/0!
c	Institutions				0.00	0.00	0	#DIV/0!
d	Qualified Foreign Investor				0.00	0.00	0	#DIV/0!
e	Any Others(Specify)				0.00	0.00	0	#DIV/0!
e-i					0.00	0.00	0	#DIV/0!
e-ii					0.00	0.00	0	#DIV/0!
	Sub Total(A)(2)	0	0	0	0.00	0.00	0	#DIV/0!
	Total Shareholding of Promoter and Promoter Group (A)= (A1)+(A2)	16	5557730	5557730	74.98	74.98	0	0.00
(B)	Public shareholding							
1	Institutions							




(a)	Mutual Funds/ UTI								
(b)	Financial Institutions / Banks	2	426315	426315	5.75	5.75			
(c)	Central Government/ State Government(s)								
(d)	Venture Capital Funds								
(e)	Insurance Companies	4	246023	246023	3.32	3.32			
(f)	Foreign Institutional Investors								
(g)	Foreign Venture Capital Investors								
(h)	Qualified Foreign Investor								
(i)	Any Other (specify)								
(i-i)									
(i-ii)									
	Sub-Total (BX1)	6	672338	672338	9.07	9.07			
	B.2 Non-Institutions								
(a)	Bodies Corporate	69	447733	375853	6.04	6.04			
(b)	Individuals								
	Individuals -i. Individual shareholders holding nominal share capital up to Rs 1 lakh	1469	376426	306576	5.08	5.08			
	ii. Individual shareholders holding nominal share capital in excess of Rs. 1 lakh.	9	261132	261132	3.52	3.52			
(c)	Qualified Foreign Investor								
(d)	Any Other (specify)								
(d-i)	Hindu Undivided Families	25	7990	7990	0.11	0.11			
(d-ii)	Non Resident Indians	5	89015	155	1.20	1.20			
(d-iii)	Directors & their relatives	1	160	160	0.00	0.00			
	Sub-Total (BX2)	1578	1182456	951866	15.95	15.95			
(B)	Total Public Shareholding (B)¹ = (BX1)+(BX2)	1584	1854794	1624204	25.02	25.02			
	TOTAL (A)+(B)	1600	7412524	7181934	100.00	100.00			
(C)	Shares held by Custodians and against which Depository Receipts have been issued								
1	Promoter and Promoter Group								#DIV/0!
2	Public								
	Sub-Total (C)	0	0	0	0	0			
	GRAND TOTAL (A)+(B)+(C)	1600	7412524	7181934	100.00	100.00		0	0.00

(Xb) Statement showing holding of securities (including shares, warrants, convertible securities) of persons belonging to the category "Promoter and Promoter Group".


Sr. No.	Name of the shareholder	Details of Shares held		Encumbered shares (*)		Details of warrants		Details of convertible securities		Total shares (including underlying shares assuming full conversion of warrants and convertible securities) as a % of diluted share capital
		Number of shares held	As a % of grand total (A) + (B) + (C)	No.	As a percentage (N1)/(N1+N2)*100	As a % of grand total (A)+(B)+(C) of sub-clause (IXa)	Number of warrants held	As a % total number of warrants of the same class	Number of convertible securities held	
(i)	(ii)	(iii)	(iv)	(v)	(vi)	(vii)	(viii)	(ix)	(x)	(xi)
	PROMOTERS									
1	CECIL WEBBER ENGINEERING LIMITED	1328267	17.92	0	0.00	0	#DIV/0!	0	#DIV/0!	17.92
2	PAVTRA COMMERCIALS LIMITED	1199980	16.19	0	0.00	0	#DIV/0!	0	#DIV/0!	16.19
3	MONNET PROPERTIES PRIVATE LIMITED	17400	0.23	0	0.00	0	#DIV/0!	0	#DIV/0!	0.23
4	KAMDHENU ENTERPRISES LTD	2563798	34.59	0	0.00	0	#DIV/0!	0	#DIV/0!	34.59
5	MAHENDRA SHIPPING LIMITED	12527	0.17	0	0.00	0	#DIV/0!	0	#DIV/0!	0.17
6	PARAS TRADERS PRIVATE LIMITED	2620	0.04	0	0.00	0	#DIV/0!	0	#DIV/0!	0.04
7	TRUSTWELL HOLDINGS LIMITED	156	0.00	0	0.00	0	#DIV/0!	0	#DIV/0!	0.00
8	HARSHWARDHAN LEASING LTD	870	0.01	0	0.00	0	#DIV/0!	0	#DIV/0!	0.01
9	MONNET INTERNATIONAL LIMITED	104510	1.41	0	0.00	0	#DIV/0!	0	#DIV/0!	1.41
10	SANDEEP JAJODIA	16680	0.23	0	0.00	0	#DIV/0!	0	#DIV/0!	0.23
11	SANDEEP JAJODIA	72236	0.97	0	0.00	0	#DIV/0!	0	#DIV/0!	0.97
	PROMOTER GROUP									
12	SEEMA JAJODIA	33006	0.45	0	0.00	0	#DIV/0!	0	#DIV/0!	0.45
13	NIKUNJ JAJODIA	16680	0.23	0	0.00	0	#DIV/0!	0	#DIV/0!	0.23
14	NIKITA JAJODIA	175800	2.37	0	0.00	0	#DIV/0!	0	#DIV/0!	2.37
15	MAHENDRA KUMAR JAJODIA	1800	0.02	0	0.00	0	#DIV/0!	0	#DIV/0!	0.02
16	SUDHA JAJODIA	11400	0.15	0	0.00	0	#DIV/0!	0	#DIV/0!	0.15
	TOTAL	5557730	74.98	0	0.00	0	#DIV/0!	0	#DIV/0!	74.98

(*) The term "encumbrance" has the same meaning as assigned to it in regulation 28(3) of the SAST Regulations, 2011



(D)(c)(i) Statement showing holding of securities (including shares, warrants, convertible securities) of persons belonging to the category "Public" and holding more than 1% of the total number of shares

Sr. No.	Name of the shareholder	Number of shares held	Shares as a percentage of total number of shares (i.e., Grand Total (A)+(B)+(C) indicated in Statement at para (IX(a) above)	Details of warrants		Details of convertible securities		Total shares (including underlying full conversion of warrants and convertible securities) as a % of diluted share capital
				Number of warrants held	As a % total number of warrants of the same class	Number of convertible securities held	% w.r.t total number of convertible securities of the same class	
1	IFCI LTD	276315	3.73	0	#DIV/0!	0	#DIV/0!	3.73
2	THE ORIENTAL INSURANCE COMPANY LIMITED	150000	2.02	0	#DIV/0!	0	#DIV/0!	2.02
3	ICICI BANK LTD	150000	2.02	0	#DIV/0!	0	#DIV/0!	2.02
4	BABA COMMERCIAL & FINVEST PRIVATE LIMITED	103179	1.39	0	#DIV/0!	0	#DIV/0!	1.39
5	SANGEETHA S	92710	1.25	0	#DIV/0!	0	#DIV/0!	1.25
6	ROGER ENGINEERING PRIVATE LIMITED	84230	1.14	0	#DIV/0!	0	#DIV/0!	1.14
TOTAL		856434	11.55	0	#DIV/0!	0	#DIV/0!	11.55



Statement showing details of Depository Receipts (DRs)

Sr. No.	Type of outstanding DR (ADRs, GDRs, SDRs, etc.)	Number of outstanding DRs	Number of shares underlying outstanding DRs	Shares underlying outstanding DRs as a percentage of total number of shares {i.e., Grand Total (A)+(B)+(C) indicated in Statement at para (I)(a) above}
1				0.00
2				0.00
3				0.00
4		N/A		0.00
5				0.00
6				0.00
7				0.00
8				0.00
9				0.00
TOTAL		0	0	0.00



(II)(b) Statement showing holding of Depository Receipts (DRs), where underlying shares held by "promoter/promoter group" are in excess of 1% of the total number of shares

Sr. No.	Name of the DR Holder	Type of outstanding DR (ADRs, GDRs, SDRs, etc.)	Number of shares underlying outstanding DRs	Shares underlying outstanding DRs as a percentage of total number of shares {i.e., Grand Total (A)+(B)+(C) indicated in Statement at para (I)(a) above}
1				0.00
2				0.00
3				0.00
4		N/A		0.00
5				0.00
6				0.00
7				0.00
8				0.00
9			0	0.00
TOTAL				0.00

