


Introductory sub-table (I)(a)

Name of the Company: MONNET PROJECT DEVELOPERS LIMITED			
Scrip Code/Name of Scrip	BSE	532723	
Class of security: EQUITY SHARES			
As on : 31st December, 2014			
Partly paid-up shares:-	No. of partly paid-up shares	As a % of total no. of partly paid-up shares	As a % of total no. of shares of the company
Held by promoter/promoter group	0	#DIV/0!	0
Held by public	0	#DIV/0!	0
Total - D	0	#DIV/0!	0
Outstanding convertible securities:-	No. of outstanding securities	As a % of total no. of outstanding convertible securities	As a % of total no. of shares of the company, assuming full conversion of the convertible securities
Held by promoter/promoter group	0	#DIV/0!	0
Held by public *	0	#DIV/0!	0
Total - E	0	#DIV/0!	0
Warrants:-	No. of warrants	As a % of total no. of warrants	As a % of total no. of shares of the company, assuming full conversion of warrants
Held by promoter/promoter group	0	#DIV/0!	0
Held by public	0	#DIV/0!	0
Total - F	0	#DIV/0!	0
Total paid-up capital of the company, assuming full conversion of warrants and convertible securities	7412524		100.00


Shareholding Pattern as on 31-12-2014



Monnet Project Developers Limited

Statement Showing Shareholding Pattern								
Category code	Category of Shareholder	Number of Shareholders	Table (I)(a)		Total shareholding as a percentage of total number of shares		Shares Pledged or otherwise encumbered	
			Total number of shares	Number of shares held in dematerialized form	As a percentage of (A+B) ¹	As a percentage of (A+B+C)	Number of shares	As a percentage
(I)	(II)	(III)	(IV)	(V)	(VI)	(VII)	(VIII)	(IX) = (VIII)/(IV)*100
(A)	Shareholding of Promoter and Promoter Group ²							
1	Indian							
(a)	Individuals/ Hindu Undivided Family	1	16680	16680	0.23	0.23	0	0.00
(b)	Central Government/ State Government(s)							
(c)	Bodies Corporate	9	5230128	5230128	70.56	70.56	0	0.00
(d)	Financial Institutions/ Banks							
(e)	Any Others(Specify)							
(e-i)	Directors & Their Relatives	6	310922	310922	4.19	4.19	0	0.00
(e-ii)								
	Sub Total(A)(1)	16	5557730	5557730	74.98	74.98	0	0.00
2	Foreign							
a	Individuals (Non-Residents Individuals/ Foreign Individuals)				0.00	0.00	0	#DIV/0!
b	Bodies Corporate				0.00	0.00	0	#DIV/0!
c	Institutions				0.00	0.00	0	#DIV/0!
d	Qualified Foreign Investor				0.00	0.00	0	#DIV/0!
e	Any Others(Specify)				0.00	0.00	0	#DIV/0!
e-i					0.00	0.00	0	#DIV/0!
e-ii					0.00	0.00	0	#DIV/0!
	Sub Total(A)(2)	0	0	0	0.00	0.00	0	#DIV/0!
	Total Shareholding of Promoter and Promoter Group (A) = (A)(1)+(A)(2)	16	5557730	5557730	74.98	74.98	0	0.00
(B)	Public shareholding							
1	Institutions							


Shareholding Pattern as on 31-12-2014



Monnet Project Developers Limited

(a)	Mutual Funds/ UTI							
(b)	Financial Institutions / Banks	2	420706	420706	5.68	5.68		
(c)	Central Government/ State Government(s)							
(d)	Venture Capital Funds							
(e)	Insurance Companies	4	246023	246023	3.32	3.32		
(f)	Foreign Institutional Investors							
(g)	Foreign Venture Capital Investors							
(h)	Qualified Foreign Investor							
(i)	Any Other (specify)							
(i-i)								
(i-ii)								
	Sub-Total (B)(1)	6	666729	666729	8.99	8.99		
B 2	Non-institutions							
(a)	Bodies Corporate	59	449897	378017	6.07	6.07		
(b)	Individuals							
I	Individuals -i. Individual shareholders holding nominal share capital up to Rs 1 lakh	1469	383598	313748	5.17	5.17		
II	ii. Individual shareholders holding nominal share capital in excess of Rs. 1 lakh.	9	255240	255240	3.44	3.44		
(c)	Qualified Foreign Investor							
(d)	Any Other (specify)							
(d-i)	Hindu Undevided Families	26	9905	9905	0.13	0.13		
(d-ii)	Non Resident Indians	7	89265	405	1.20	1.20		
(d-iii)	Directors & their relatives	1	160	160	0.00	0.00		
	Sub-Total (B)(2)	1571	1188065	957475	16.03	16.03		
(B)	Total Public Shareholding (B)= (B)(1)+(B)(2)	1577	1854794	1624204	25.02	25.02		
	TOTAL (A)+(B)	1593	7412524	7181934	100.00	100.00		
(C)	Shares held by Custodians and against which Depository Receipts have been issued							
1	Promoter and Promoter Group					0.00		#DIV/0!
2	Public					0.00		
	Sub-Total (C)	0	0	0		0	0	
	GRAND TOTAL (A)+(B)+(C)	1593	7412524	7181934		100.00	0	0.00

Shareholding Pattern as on 31-12-2014




Monnet Project Developers Limited

(I)(b) Statement showing holding of securities (including shares, warrants, convertible securities) of persons belonging to the category "Promoter and Promoter Group"


Sr. No.	Name of the shareholder	Details of Shares held		Encumbered shares (*)			Details of warrants		Details of convertible securities		Total shares (including underlying shares assuming full conversion of warrants and convertible securities) as a % of diluted share capital
		Number of shares held	As a % of grand total (A)+(B)+(C)	No.	As a percentage	As a % of grand total (A)+(B)+(C) of sub-clause (I)(a)	Number of warrants held	As a % total number of warrants of the same class	Number of convertible securities held	As a % total number of convertible securities of the same class	
(i)	(ii)	(iii)	(iv)	(v)	(vi)=(v)/(iii)*100	(vii)	(viii)	(ix)	(x)	(xi)	(xii)
PROMOTERS											
1	CECIL WEBBER ENGINEERING LIMITED	1328267	17.92	0	0.00	0.00	0	#DIV/0!	0	#DIV/0!	17.92
2	PAVITRA COMMERCIALS LIMITED	1199980	16.19	0	0.00	0.00	0	#DIV/0!	0	#DIV/0!	16.19
3	MONNET PROPERTIES PRIVATE LIMITED	17400	0.23	0	0.00	0.00	0	#DIV/0!	0	#DIV/0!	0.23
4	KAMDHENU ENTERPRISES LTD	2563798	34.59	0	0.00	0.00	0	#DIV/0!	0	#DIV/0!	34.59
5	MAHENDRA SHIPPING LIMITED	12527	0.17	0	0.00	0.00	0	#DIV/0!	0	#DIV/0!	0.17
6	PARAS TRADERS PRIVATE LIMITED	2620	0.04	0	0.00	0.00	0	#DIV/0!	0	#DIV/0!	0.04
7	TRUSTWELL HOLDINGS LIMITED	156	0.00	0	0.00	0.00	0	#DIV/0!	0	#DIV/0!	0.00
8	HARSHWARDHAN LEASING LTD	870	0.01	0	0.00	0.00	0	#DIV/0!	0	#DIV/0!	0.01
9	MONNET INTERNATIONAL LIMITED	104510	1.41	0	0.00	0.00	0	#DIV/0!	0	#DIV/0!	1.41
10	SANDEEP JAJODIA	16680	0.23	0	0.00	0.00	0	#DIV/0!	0	#DIV/0!	0.23
11	SANDEEP JAJODIA	72236	0.97	0	0.00	0.00	0	#DIV/0!	0	#DIV/0!	0.97
PROMOTER GROUP											
12	SEEMA JAJODIA	33006	0.45	0	0.00	0.00	0	#DIV/0!	0	#DIV/0!	0.45
13	NIKUNJ JAJODIA	16680	0.23	0	0.00	0.00	0	#DIV/0!	0	#DIV/0!	0.23
14	NIKITA JAJODIA	175800	2.37	0	0.00	0.00	0	#DIV/0!	0	#DIV/0!	2.37
15	MAHENDRA KUMAR JAJODIA	1800	0.02	0	0.00	0.00	0	#DIV/0!	0	#DIV/0!	0.02
16	SUDHA JAJODIA	11400	0.15	0	0.00	0.00	0	#DIV/0!	0	#DIV/0!	0.15
TOTAL		5557730	74.98	0	0.00	0.00	0	#DIV/0!	0	#DIV/0!	74.98

(*) The term "encumbrance" has the same meaning as assigned to it in regulation 28(3) of the SAST Regulations, 2011



(I)(c)(i) Statement showing holding of securities (including shares, warrants, convertible securities) of persons belonging to the category "Public" and holding more than 1% of the total number of shares

Sr. No.	Name of the shareholder	Number of shares held	Shares as a percentage of total number of shares (i.e., Grand Total (A)+(B)+(C) indicated in Statement at para (I)(a) above)	Details of warrants		Details of convertible securities		Total shares (including underlying shares assuming full conversion of warrants and convertible securities) as a % of diluted share capital
				Number of warrants held	As a % total number of warrants of the same class	Number of convertible securities held	% w.r.t total number of convertible securities of the same class	
1	IFCI LTD	270706	3.65	0	#DIV/0!	0	#DIV/0!	3.65
2	THE ORIENTAL INSURANCE COMPANY LIMITED	150000	2.02	0	#DIV/0!	0	#DIV/0!	2.02
3	ICICI BANK LTD	150000	2.02	0	#DIV/0!	0	#DIV/0!	2.02
4	BABA COMMERCIAL & FINVEST PRIVATE LIMITED	103179	1.39	0	#DIV/0!	0	#DIV/0!	1.39
5	SANGEETHA S	92710	1.25	0	#DIV/0!	0	#DIV/0!	1.25
6	ROGER ENGINEERING PRIVATE LIMITED	84230	1.14	0	#DIV/0!	0	#DIV/0!	1.14
TOTAL		850825	11.48	0	#DIV/0!	0	#DIV/0!	11.48




(I)(c)(ii) Statement showing holding of securities (including shares, warrants, convertible securities) of persons (together with PAC) belonging to the category "Public" and holding more than 5% of the total number of shares of the company

Sr. No.	Name(s) of the shareholder(s) and the Persons Acting in Concert (PAC) with them	Number of shares	Shares as a percentage of total number of shares (i.e., Grand Total (A)+(B)+(C) indicated in Statement at para (I)(a) above}	Details of warrants		Details of convertible securities		Total shares (including underlying shares assuming full conversion of warrants and convertible securities) as a % of diluted share capital
				Number of warrants	As a % total number of warrants of the same class	Number of convertible securities held	% w.r.t total number of convertible securities of the same class	
	NIL							
TOTAL		0	0.00	0	#DIV/0!	0	#DIV/0!	0.00



Statement showing details of Depository Receipts (DRs)

Sr. No.	Type of outstanding DR (ADRs, GDRs, SDRs, etc.)	Number of outstanding DRs	Number of shares underlying outstanding DRs	Shares underlying outstanding DRs as a percentage of total number of shares {i.e., Grand Total (A)+(B)+(C) indicated in Statement at para (I)(a) above}	
1				0.00	
2				0.00	
3				0.00	
4		N/A		0.00	
5			0.00		
6			0.00		
7			0.00		
8			0.00		
9			0.00		
TOTAL			0	0	0.00



(II)(b) Statement showing holding of Depository Receipts (DRs), where underlying shares held by "promoter/promoter group" are in excess of 1% of the total number of shares

Sr. No.	Name of the DR Holder	Type of outstanding DR (ADRs, GDRs, SDRs, etc.)	Number of shares underlying outstanding DRs	Shares underlying outstanding DRs as a percentage of total number of shares {i.e., Grand Total (A)+(B)+(C) indicated in Statement at para (I)(a) above}	
1				0.00	
2				0.00	
3				0.00	
4		N/A		0.00	
5			0.00		
6			0.00		
7			0.00		
8			0.00		
9			0.00		
TOTAL				0	0.00

