


General Information

Name of the Company : Monnet Project Developers Limited	
Scrip Code, class of security : 532723, Equity shares	
Quarter ended : 30-9-2015	
General information [Abstract]	
Scrip code	532723
Name of the company	Monnet Project Developers Limited
Class of security	Equity shares
Type of report	Quarterly
Reason for additional filling	
Whether company has more than one class of shares or securities having voting rights	No
Whether company is SME	No
Date of report	30-9-2015




Disclosure of shareholding pattern

Name of the Company : Monnet Project Developers Limited				
Scrip Code, class of security : 532723, Equity shares				
Quarter ended : 30-9-2015				
Disclosure of notes on shareholding pattern				Notes
Partly paid-up shares				
ID	Description partly paid-up shares	Number of partly paid-up shares	As a percentage of total number of partly paid-up shares	As a percentage of total number of shares of the company
Shares held by promoter or promoter group				
Total Shares held by promoter or promoter group				
Shares held by public				
Total Shares held by public				
Total				
Outstanding convertible securities				
ID	Description of outstanding convertible securities	Number of outstanding securities	As a percentage of total number of outstanding convertible securities	As a percentage of total number of shares of the company, assuming full conversion of the convertible securities
Shares held by promoter or promoter group				
Total shares held by promoter or promoter group				
Shares held by public				
Total Shares held by public				
Total				
Warrants				
ID	Description of warrants	Number of warrants	As a percentage of total number of warrants	As a percentage of total number of shares of the company, assuming full conversion of warrants
Shares held by promoter or promoter group				
Total Shares held by promoter or promoter group				
Shares held by public				
Total Shares held by public				
Total				
Total paid-up capital of the company assuming full conversion of warrants and convertible securities		7412524		




Disclosure of fully paid-up shares

Name of the Company : Monnet Project Developers Limited								
Scrip Code, class of security : 532723, Equity shares								
Quarter ended : 30-9-2015								
Disclosure of notes on fully paid-up shares								Notes
Category code					Total Shareholding as a percentage of total number of shares		Shares pledged or otherwise encumbered	
		Number of shareholders	Total number of shares	Number of shares held in dematerialised form	As a percentage of (A+B)	As a percentage of (A+B+C)	Number of shares	As a percentage
(I)	(II)	(III)	(IV)	(V)	(VI)	(VII)	(VIII)	(IX)= (VIII)/(IV) *100
(A) Shareholding of Promoter and Promoter Group								
(1) Indian								
(a)	Individuals or Hindu undivided family	1	16680	16680	0.23	0.23		
(b)	Central government or State government(s)							
(c)	Bodies corporate	9	5230128	5230128	70.56	70.56		
(d)	Financial institutions or banks							
(e)	Any other (specify)	Description of Shareholder						
1	Indian shareholders	Directors and their friends or relatives	6	310922	310922	4.19	4.19	
Total Others			6	310922	310922	4.19	4.19	
Sub Total (A) (1)			16	5557730	5557730	74.98	74.98	
(2) Foreign								
(a)	Non-resident individuals or foreign individuals							
(b)	Bodies corporate							
(c)	Institutions							
(d)	Qualified foreign investor							
(e)	Any other (specify)	Description of Shareholder						
Total Others								
Sub-Total (A) (2)								
Total Shareholding of Promoter and Promoter Group (A) = (A)(1) + (A)(2)			16	5557730	5557730	74.98	74.98	
(B) Public Shareholding								
(1) Institutions								
(a)	Mutual funds or UTI							
(b)	Financial institutions or banks	2	420706	420706	5.68	5.68		
(c)	Central government or State government(s)							
(d)	Venture capital funds							




(e)	Insurance companies		4	246023	246023	3.32	3.32		
(f)	Foreign institutional investors								
(g)	Foreign venture capital investors								
(h)	Qualified foreign investor								
(k)	Any other (specify)	Description of Shareholder							
Total Others									
Sub Total (B) (1)			6	666729	666729	8.99	8.99		
(2)	Non-Institutions								
(a)	Bodies corporate		53	454880	383000	6.14	6.14		
(b)	Individuals								
i	Individual shareholders holding nominal share capital up to Rs one lakh		1473	384624	314894	5.19	5.19		
ii	Individual shareholders holding nominal share capital in excess of Rs one lakh		8	240032	240032	3.24	3.24		
(c)	Qualified foreign investor								
(d)	Any other (specify)	Description of Shareholder							
1	Non-Institutions Shareholders 1	HUF	29	19098	19098	0.26	0.26		
2	Non-Institutions Shareholders 2	NRI	6	89271	411	1.2	1.2		
3	Non-Institutions Shareholders 3	Directors and their friends or relatives	1	160	160	0	0		
Total Others			36	108529	19669	1.46	1.46		
Sub-total (B) (2)			1570	1188065	957595	16.03	16.03		
Total Public Shareholding (B) = (B)(1)+(B)(2)			1576	1854794	1624324	25.02	25.02		
TOTAL (A)+(B)			1592	7412524	7182054	100	100		
(C)	Shares held by custodians and against which depository receipts have been issued								
(1)	Promoter and promoter group								
(2)	Public								
Total Shares held by Custodians (C)									
GRAND TOTAL (A)+(B)+(C)			1592	7412524	7182054		100		




(I) (b) Statement showing holding of securities (including shares,warrants,convertible securities) of persons belonging to the category Promoter and Promoter Group

Name of the Company : Monnet Project Developers Limited												
Scrip Code, class of security : 532723, Equity shares												
Quarter ended : 30-9-2015												
Disclosure of notes on securities belonging to the category "Promoter and Promoter Group"												Notes
Sr. No.	Name of the shareholder	PAN of Promoter	Number of the shares held	As a percentage of grand total (A) + (B) + (C)	Encumbered - number of shares	As a percentage	As a percentage of grand total (A) + (B) + (C) of clause (I)(a)	Number of warrants held	Warrants held as a percentage of total numbers of warrants of the same class	Number of convertible securities held	Convertible securities as percentage of total numbers of convertible securities of same class	Total shares (including underlying shares assuming full conversion of warrants and convertible securities) as a percentage of diluted share capital
(I)	(II)	(II) (a)	(III)	(IV)	(V)	(VI)=(V)/(III)*100	(I)(a) (VII)	(VIII)	(IX)	(X)	(XI)	(XII)
1	Cecil Webber Engineering Limited	AABCC6065D	1328267	17.92								17.92
2	Pavitra Commercials Limited	AAACP0299F	1199980	16.19								16.19
3	Monnet Properties Private Limited	AAACM1647E	17400	0.23								0.23
4	Kamdhenu Enterprises Ltd.	AAACK0590J	2563798	34.59								34.59
5	Mahendra Shipping Limited	AAACM3391F	12527	0.17								0.17
6	Paras Traders Private Limited	AACCP6056G	2620	0.04								0.04
7	Trustwell Holdings Limited	AADCT4093Q	156	0								0
8	Harshwardhan Leasing Ltd.	AAACH0607D	870	0.01								0.01
9	Monnet International Limited	AAACM0389B	104510	1.41								1.41
10	Sandeep Jajodia	AAPHS0992G	16680	0.23								0.23
11	Sandeep Jajodia	AEOPJ5519B	72236	0.97								0.97
12	Seema Jajodia	ACJPJ6249H	33006	0.45								0.45
13	Nikunj Jajodia	AHLPJ7716J	16680	0.23								0.23
14	Nikita Jajodia	AHLPJ7715M	175800	2.37								2.37
15	Mahendra Kumar Jajodia	ACQPJ6354G	1800	0.02								0.02
16	Sudha Jajodia	AELPJ4511N	11400	0.15								0.15
Total			5557730	74.98								74.98



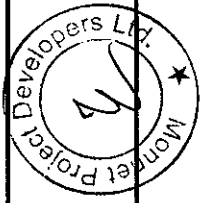
(I) (c) (i) Statement showing holding of securities (including shares, warrants, convertible securities) of persons belonging to the category Public and holding more than 1% of the total number of shares

Name of the Company : Monnet Project Developers Limited									
Scrip Code, class of security : 532723, Equity shares									
Quarter ended : 30-9-2015									
Disclosure of notes on holding of securities of persons belonging to the category "Public" and holding more than one percentage of the total number of shares									Notes
Sr. No.	Name of the shareholder	PAN of Shareholder	Number of the shares held	Shares as percentage of total number of shares (i.e. Grand Total (A) + (B) + (C) indicated in statement at para (I) (a) above)	Number of warrants held	Warrants held as a percentage of total numbers of warrants of the same class	Number of convertible securities held	Convertible securities as percentage of total numbers of convertible securities of same class	Total shares (including underlying shares assuming full conversion of warrants and convertible securities) as a percentage of diluted share capital
(I)	(II)	(II) (a)	(III)	(IV)	(V)	(VI)	(I)(a) (VII)	(VIII)	(IX)
1	IFCI Ltd.	AAACT0668G	270706	3.65					3.65
2	The Oriental Insurance Company Limited	AAACT0627R	150000	2.02					2.02
3	ICICI Bank Ltd.	AAACII195H	150000	2.02					2.02
4	Baba Commercial & Finvest Private Limited	AACCB0363J	103179	1.39					1.39
5	Sangeetha S	AIIPS3739F	92710	1.25					1.25
6	Roger Engineering Private Limited	AACCR8553Q	84230	1.14					1.14
Total			850825	11.48					11.48




Introductory sub-table (I)(a)


Name of the Company: MONNET PROJECT DEVELOPERS LIMITED			
Scrp Code/Name of Scrp	BSE	532723	
Class of security: EQUITY SHARES			
As on : 30th September, 2015			
Partly paid-up shares:-	No. of partly paid-up shares	As a % of total no. of partly paid-up shares	As a % of total no. of shares of the company
Held by promoter/promoter group	0	#DIV/0!	0
Held by public	0	#DIV/0!	0
Total - D	0	#DIV/0!	0
Outstanding convertible securities:-	No. of outstanding securities	As a % of total no. of outstanding convertible securities	As a % of total no. of shares of the company, assuming full conversion of the convertible securities
Held by promoter/promoter group	0	#DIV/0!	0
Held by public *	0	#DIV/0!	0
Total - E	0	#DIV/0!	0
Warrants:-	No. of warrants	As a % of total no. of warrants	As a % of total no. of shares of the company, assuming full conversion of warrants
Held by promoter/promoter group	0	#DIV/0!	0
Held by public	0	#DIV/0!	0
Total - F	0	#DIV/0!	0
Total paid-up capital of the company, assuming full conversion of warrants and convertible securities	7412524	100.00	



Statement Showing Shareholding Pattern								
Category code	Category of Shareholder	Number of Shareholders	Table (I)(a)					
			Total number of shares	Number of shares held in dematerialized form	Total shareholding as a percentage of total number of shares	Shares Pledged or otherwise encumbered		
(I)	(II)	(III)	(IV)	(V)	(VI)	(VII)	(VIII)	(IX) = (VIII)/(IV)*100
(A)	Shareholding of Promoter and Promoter Group ²							
1	Indian							
(a)	Individuals/ Hindu Undivided Family	1	16680	16680	0.23	0.23	0	0.00
(b)	Central Government/ State Government(s)							
(c)	Bodies Corporate	9	5230128	5230128	70.56	70.56	0	0.00
(d)	Financial Institutions/ Banks							
(e)	Any Others(Specify)							
(e-i)	Directors & Their Relatives	6	310922	310922	4.19	4.19	0	0.00
(e-ii)								
	Sub Total(A)(1)	16	5557730	5557730	74.98	74.98	0	0.00
2	Foreign							
a	Individuals (Non-Residents Individuals/ Foreign Individuals)							
b	Bodies Corporate				0.00	0.00	0	#DIV/0!
c	Institutions				0.00	0.00	0	#DIV/0!
d	Qualified Foreign Investor				0.00	0.00	0	#DIV/0!
e	Any Others(Specify)				0.00	0.00	0	#DIV/0!
e-i					0.00	0.00	0	#DIV/0!
e-ii					0.00	0.00	0	#DIV/0!
	Sub Total(A)(2)	0	0	0	0.00	0.00	0	#DIV/0!
	Total Shareholding of Promoter and Promoter Group (A)= (A)(I)+(A)(2)	16	5557730	5557730	74.98	74.98	0	0.00
(B)	Public shareholding							
1	Institutions							
(a)	Mutual Funds/ UTI							



(b)	Financial Institutions / Banks Central Government/ State Government(s)	2	420706	420706	5.68	5.68
(c)	Venture Capital Funds					
(d)	Insurance Companies	4	246023	246023	3.32	3.32
(e)	Foreign Institutional Investors					
(f)	Foreign Venture Capital Investors					
(g)	Qualified Foreign Investor					
(h)	Any Other (specify)					
(i)	(i-i)					
(i-ii)						
	Sub-Total (B)(1)	6	666729	666729	8.99	8.99
B 2	Non-institutions					
(a)	Bodies Corporate	53	454880	383000	6.14	6.14
(b)	Individuals					
	Individuals -i. Individual shareholders holding nominal share capital up to Rs 1 lakh	1473	384624	314894	5.19	5.19
I						
II	ii. Individual shareholders holding nominal share capital in excess of Rs. 1 lakh.	8	240032	240032	3.24	3.24
(c)	Qualified Foreign Investor					
(d)	Any Other (specify)					
(d-i)	Hindu Undivided Families	29	19098	19098	0.26	0.26
(d-ii)	Non Resident Indians	6	89271	411	1.20	1.20
(d-iii)	Directors & their relatives	1	160	160	0.00	0.00
	Sub-Total (B)(2)	1570	1188065	957595	16.03	16.03
(B)	Total Public Shareholding (B)=(B)(1)+(B)(2)	1576	1854794	1624324	25.02	25.02
	TOTAL (A)+(B)	1592	7412524	7182054	100.00	100.00
(C)	Shares held by Custodians and against which Depository Receipts have been issued					
1	Promoter and Promoter Group				0.00	#DIV/0!
2	Public				0.00	
	Sub-Total (C)	0	0	0	0	0
	GRAND TOTAL (A)+(B)+(C)	1592	7412524	7182054	100.00	0



(1)(b) Statement showing holding of securities (including shares, warrants, convertible securities) of persons belonging to the category "Promoter and Promoter Group"

Sr. No.	Name of the shareholder	Details of Shares held		Encumbered shares (*)		Details of warrants		Details of convertible securities		Total shares (including underlying shares of warrants and convertible securities) as a % of diluted share capital
		Number of shares held	As a % of grand total (A)+(B)+(C)	No.	As a percentage (V)/(VI)*100	As a % of grand total (A)+(B)+(C) of sub-clause (I)(a)	Number of warrants held	As a % total number of warrants of the same class	Number of convertible securities held	
(i)	(ii)	(iii)	(iv)	(v)	(vi)	(vii)	(viii)	(ix)	(x)	(xi)
	PROMOTERS									
1	CECIL WEBBER ENGINEERING LIMITED	1328267	17.92	0	0.00	0.00	0	#DIV/0!	0	#DIV/0!
2	PAVITRA COMMERCIALS LIMITED	1199980	16.19	0	0.00	0.00	0	#DIV/0!	0	#DIV/0!
3	MONNET PROPERTIES PRIVATE LIMITED	17400	0.23	0	0.00	0.00	0	#DIV/0!	0	#DIV/0!
4	KAMDHENU ENTERPRISES LTD	2563798	34.59	0	0.00	0.00	0	#DIV/0!	0	#DIV/0!
5	MAHENDRA SHIPPING LIMITED	12527	0.17	0	0.00	0.00	0	#DIV/0!	0	#DIV/0!
6	PARAS TRADERS PRIVATE LIMITED	2620	0.04	0	0.00	0.00	0	#DIV/0!	0	#DIV/0!
7	TRUSTWELL HOLDINGS LIMITED	156	0.00	0	0.00	0.00	0	#DIV/0!	0	#DIV/0!
8	HARSHWARDHAN LEASING LTD	870	0.01	0	0.00	0.00	0	#DIV/0!	0	#DIV/0!
9	MONNET INTERNATIONAL LIMITED	104510	1.41	0	0.00	0.00	0	#DIV/0!	0	#DIV/0!
10	SANDEEP JAJODIA	16680	0.23	0	0.00	0.00	0	#DIV/0!	0	#DIV/0!
11	SANDEEP JAJODIA	72236	0.97	0	0.00	0.00	0	#DIV/0!	0	#DIV/0!
	PROMOTER GROUP									
12	SEEMA JAJODIA	33006	0.45	0	0.00	0.00	0	#DIV/0!	0	#DIV/0!
13	NIKUNJ JAJODIA	16680	0.23	0	0.00	0.00	0	#DIV/0!	0	#DIV/0!
14	NIKITA JAJODIA	175800	2.37	0	0.00	0.00	0	#DIV/0!	0	#DIV/0!
15	MAHENDRA KUMAR JAJODIA	1800	0.02	0	0.00	0.00	0	#DIV/0!	0	#DIV/0!
16	SUDHA JAJODIA	11400	0.15	0	0.00	0.00	0	#DIV/0!	0	#DIV/0!
TOTAL		5557730	74.98	0	0.00	0.00	0	#DIV/0!	0	#DIV/0!

(*) The term "encumbrance" has the same meaning as assigned to it in regulation 28(3) of the SAST Regulations, 2011



(II)(a) Statement showing details of Depository Receipts (DRs)

Sr. No.	Type of outstanding DR (ADRs, GDRs, SDRs, etc.)	Number of outstanding DRs	Number of shares underlying outstanding DRs	Shares underlying outstanding DRs as a percentage of total number of shares (i.e., Grand Total (A)+(B)+(C) indicated in Statement at para (I)(a) above)
1				0.00
2				0.00
3				0.00
4				0.00
5				0.00
6				0.00
7				0.00
8				0.00
9				0.00
TOTAL		0	0	0.00



(II)(b) Statement showing holding of Depository Receipts (DRs), where underlying shares held by "promoter/promoter group" are in excess of 1% of the total number of shares

Sr. No.	Name of the DR Holder	Type of outstanding DR (ADRs, GDRs, SDRs, etc.)	Number of shares underlying outstanding DRs	Shares underlying outstanding DRs as a percentage of total number of shares (i.e., Grand Total (A)+(B)+(C) indicated in Statement at para (D)(a) above)
1				0.00
2				0.00
3				0.00
4				0.00
5				0.00
6				0.00
7				0.00
8				0.00
9				0.00
TOTAL			0	0.00

