

# MONNET INDUSTRIES LIMITED

MONNET HOUSE, 11 MASJID MOTH,  
GREATER KAILASH PART II, NEW DELHI-110 048 (INDIA)  
PHONES : 011-2921 8542/43/44/45/46  
FAX : 011-2921 8541, E-mail : monnet@monnetgroup.com

## E-mail / Online Uploading Copy

MINDICS\2014-15\MH\

January 20, 2015

Dy. General Manager-Deptt. of Corp. Services  
Bombay Stock Exchange Ltd.,  
Phiroze Jeejeebhoy Towers, Dalal Street,  
MUMBAI-400001.

Scrip Code – 532078

## SUB : SHAREHOLDING PATTERN

Dear Sir,

With reference to clause 35 of the listing agreement, please find enclosed herewith shareholding pattern for the quarter ended on 31<sup>st</sup> December, 2014.

Kindly note that in view of only one class of shares issued by the company, the statement showing the voting pattern in Section (III) (a) of the Shareholding pattern is not applicable.

You are requested to take the above information on record and disseminate the same to all concerned including Brokers, Members and Investors.

Thanking you,  
Yours faithfully,  
for **MONNET INDUSTRIES LIMITED**

  
**(J. P. LATH)**  
**DIRECTOR**

CC :

The Secretary  
Madhya Pradesh Stock Exchange,  
Palika Palaza, Phase – II, 201, IInd Floor, MTH Compound,  
Indore - 452001.

The Secretary  
The Calcutta Stock Exchange Assn. Ltd.  
7, Lyons Range,  
Kolkata-700001.

The Secretary  
The Delhi Stock Exchange Association Ltd.  
DSE House, 3/1, Asaf Ali Road,  
New Delhi -110 002.


The Secretary  
The Jaipur Stock Exchange  
Indra Place, J.L.N. Marg,  
Malviya Nagar, Jaipur

The Secretary  
The Stock Exchange, Ahmedabad  
Kamdhenu Complex,  
Opp. Sahajanand College, Punjara Poll,  
Ahmedabad-380015


CIN No. L51103CT1982PLC009717

Introductory sub-table (I)(a)

<b>Name of the Company: MONNET INDUSTRIES LTD.</b>			
Scrip Code/Name of Scrip	BSE	532078	
<b>Class of security: EQUITY SHARES</b>			
<b>As on : 31st December, 2014</b>			
<b>Partly paid-up shares:-</b>	<b>No. of partly paid-up shares</b>	<b>As a % of total no. of partly paid-up shares</b>	<b>As a % of total no. of shares of the company</b>
Held by promoter/promoter group	0	#DIV/0!	0
Held by public	0	#DIV/0!	0
<b>Total - D</b>	<b>0</b>	<b>#DIV/0!</b>	<b>0</b>
<b>Outstanding convertible securities:-</b>	<b>No. of outstanding securities</b>	<b>As a % of total no. of outstanding convertible securities</b>	<b>As a % of total no. of shares of the company, assuming full conversion of the convertible securities</b>
Held by promoter/promoter group	0	#DIV/0!	0
Held by public *	0	#DIV/0!	0
<b>Total - E</b>	<b>0</b>	<b>#DIV/0!</b>	<b>0</b>
<b>Warrants:-</b>	<b>No. of warrants</b>	<b>As a % of total no. of warrants</b>	<b>As a % of total no. of shares of the company, assuming full conversion of warrants</b>
Held by promoter/promoter group	0	#DIV/0!	0
Held by public	0	#DIV/0!	0
<b>Total - F</b>	<b>0</b>	<b>#DIV/0!</b>	<b>0</b>
<b>Total paid-up capital of the company, assuming full conversion of warrants and convertible securities</b>	<b>3681262</b>		<b>100.00</b>




Statement Showing Shareholding Pattern								
Category code	Category of Shareholder	Number of Shareholders	Table (I)(a)		Total shareholding as a percentage of total number of shares		Shares Pledged or otherwise encumbered	
			Total number of shares	Number of shares held in dematerialized form	As a percentage of (A+B) <sup>1</sup>	As a percentage of (A+B+C)	Number of shares	As a percentage
			(IV)	(V)	(VI)	(VII)	(VIII)	(IX) = (VII)/(IV)*100
(A)	Shareholding of Promoter and Promoter Group <sup>2</sup>							
1	Indian							
(a)	Individuals/ Hindu Undivided Family	7	139101	139101	3.78	3.78	0	0.00
(b)	Central Government/ State Government(s)							
(c)	Bodies Corporate	7	2621821	2621821	71.22	71.22	0	0.00
(d)	Financial Institutions/ Banks							
(e)	Any Others(Specify)							
(e-i)								
(e-ii)								
	<b>Sub Total(A)(1)</b>	<b>14</b>	<b>2760922</b>	<b>2760922</b>	<b>75.00</b>	<b>75.00</b>	<b>0</b>	<b>0.00</b>
2	Foreign							
a	Individuals (Non-Residents Individuals/ Foreign Individuals)				0.00	0.00	0	#DIV/0!
b	Bodies Corporate				0.00	0.00	0	#DIV/0!
c	Institutions				0.00	0.00	0	#DIV/0!
d	Qualified Foreign Investor				0.00	0.00	0	#DIV/0!
e	Any Others(Specify)				0.00	0.00	0	#DIV/0!
e-i					0.00	0.00	0	#DIV/0!
e-ii					0.00	0.00	0	#DIV/0!
	<b>Sub Total(A)(2)</b>	<b>0</b>	<b>0</b>	<b>0</b>	<b>0.00</b>	<b>0.00</b>	<b>0</b>	<b>#DIV/0!</b>
	<b>Total Shareholding of Promoter and Promoter Group (A) = (A)(1)+(A)(2)</b>	<b>14</b>	<b>2760922</b>	<b>2760922</b>	<b>75.00</b>	<b>75.00</b>	<b>0</b>	<b>0.00</b>
(B)	Public shareholding							
I	Institutions							
(a)	Mutual Funds/ UTI							



(b)	Financial Institutions / Banks	1	75000	75000	2.04	2.04		
(c)	Central Government/ State Government(s)							
(d)	Venture Capital Funds							
(e)	Insurance Companies	3	132276	132276	3.59	3.59		
(f)	Foreign Institutional Investors							
(g)	Foreign Venture Capital Investors							
(h)	Qualified Foreign Investor							
(i)	Any Other (specify)							
(i-i)								
(i-ii)								
	<b>Sub-Total (B)(1)</b>	<b>4</b>	<b>207276</b>	<b>207276</b>	<b>5.63</b>	<b>5.63</b>		
<b>B 2</b>	<b>Non-institutions</b>							
(a)	Bodies Corporate	62	210085	174145	5.71	5.71		
(b)	Individuals							
I	Individuals -i. Individual shareholders holding nominal share capital up to Rs 1 lakh	1237	256521	219503	6.97	6.97		
II	ii. Individual shareholders holding nominal share capital in excess of Rs. 1 lakh.	3	69010	69010	1.87	1.87		
(c)	Qualified Foreign Investor							
(d)	Any Other (specify)							
(d-i)	Hindu Undevided Families	26	55834	55834	1.52	1.52		
(d-ii)	Non Resident Indians	8	121584	77154	3.30	3.30		
(d-iii)	Directors & their relatives	1	30	30	0.00	0.00		
	<b>Sub-Total (B)(2)</b>	<b>1337</b>	<b>713064</b>	<b>595676</b>	<b>19.37</b>	<b>19.37</b>		
(B)	<b>Total Public Shareholding (B)= (B)(1)+(B)(2)</b>	<b>1341</b>	<b>920340</b>	<b>802952</b>	<b>25.00</b>	<b>25.00</b>		
	<b>TOTAL (A)+(B)</b>	<b>1355</b>	<b>3681262</b>	<b>3563874</b>	<b>100.00</b>	<b>100.00</b>		
(C)	Shares held by Custodians and against which Depository Receipts have been issued							
1	Promoter and Promoter Group					0.00		#DIV/0!
2	Public					0.00		
	<b>Sub-Total (C)</b>	<b>0</b>	<b>0</b>	<b>0</b>		<b>0</b>	<b>0</b>	
	<b>GRAND TOTAL (A)+(B)+(C)</b>	<b>1355</b>	<b>3681262</b>	<b>3563874</b>		<b>100.00</b>	<b>0</b>	<b>0.00</b>

Shareholding Pattern as on 31-12-2014




Monnet Industries Limited

(1)(b) Statement showing holding of securities (including shares, warrants, convertible securities) of persons belonging to the category "Promoter and Promoter Group"


Sr. No.	Name of the shareholder	Details of Shares held		Encumbered shares (*)			Details of warrants		Details of convertible securities		Total shares (including underlying shares assuming full conversion of warrants and convertible securities) as a % of diluted share capital
		Number of shares held	As a % of grand total (A)+(B)+(C)	No.	As a percentage	As a % of grand total (A)+(B)+(C) of sub-clause (I)(a)	Number of warrants held	As a % total number of warrants of the same class	Number of convertible securities held	As a % total number of convertible securities of the same class	
(i)	(ii)	(iii)	(iv)	(v)	(vi)=(v)/(iii)*100	(vii)	(viii)	(ix)	(x)	(xi)	(xii)
<b>PROMOTERS</b>											
1	CECIL WEBBER ENGINEERING LIMITED	664120	18.04	0	0.00	0.00	0	#DIV/0!	0	#DIV/0!	18.04
2	PAVITRA COMMERCIALS LIMITED	599940	16.30	0	0.00	0.00	0	#DIV/0!	0	#DIV/0!	16.30
3	MONNET PROPERTIES PRIVATE LIMITED	8700	0.24	0	0.00	0.00	0	#DIV/0!	0	#DIV/0!	0.24
4	KAMDHENU ENTERPRISES LTD	1341753	36.45	0	0.00	0.00	0	#DIV/0!	0	#DIV/0!	36.45
5	PARAS TRADERS PRIVATE LIMITED	1260	0.03	0	0.00	0.00	0	#DIV/0!	0	#DIV/0!	0.03
6	HARSHWARDHAN LEASING LTD	435	0.01	0	0.00	0.00	0	#DIV/0!	0	#DIV/0!	0.01
7	MONNET INTERNATIONAL LIMITED	5613	0.15	0	0.00	0.00	0	#DIV/0!	0	#DIV/0!	0.15
8	SANDEEP JAJODIA	11418	0.31	0	0.00	0.00	0	#DIV/0!	0	#DIV/0!	0.31
9	SANDEEP JAJODIA	8340	0.23	0	0.00	0.00	0	#DIV/0!	0	#DIV/0!	0.23
<b>PROMOTERS GROUP</b>											
10	SEEMA JAJODIA	16503	0.45	0	0.00	0.00	0	#DIV/0!	0	#DIV/0!	0.45
11	NIKUNJ JAJODIA	8340	0.23	0	0.00	0.00	0	#DIV/0!	0	#DIV/0!	0.23
12	NIKITA JAJODIA	87900	2.39	0	0.00	0.00	0	#DIV/0!	0	#DIV/0!	2.39
13	MAHENDRA KUMAR JAJODIA	900	0.02	0	0.00	0.00	0	#DIV/0!	0	#DIV/0!	0.02
14	SUDHA JAJODIA	5700	0.15	0	0.00	0.00	0	#DIV/0!	0	#DIV/0!	0.15
<b>TOTAL</b>		<b>2760922</b>	<b>75.00</b>	<b>0</b>	<b>0.00</b>	<b>0.00</b>	<b>0</b>	<b>#DIV/0!</b>	<b>0</b>	<b>#DIV/0!</b>	<b>75.00</b>

(\*) The term "encumbrance" has the same meaning as assigned to it in regulation 28(3) of the SAST Regulations, 2011




**(IX)(c)(i) Statement showing holding of securities (including shares, warrants, convertible securities) of persons belonging to the category "Public" and holding more than 1% of the total number of shares**

Sr. No.	Name of the shareholder	Number of shares held	Shares as a percentage of total number of shares (i.e., Grand Total (A)+(B)+(C) indicated in Statement at para (IX)(a) above)	Details of warrants		Details of convertible securities		Total shares (including underlying shares assuming full conversion of warrants and convertible securities) as a % of diluted share capital
				Number of warrants held	As a % total number of warrants of the same class	Number of convertible securities held	% w.r.t total number of convertible securities of the same class	
1	KRISHNA KUMAR DHARAMSHI SOMAIYA	76051	2.07	0	#DIV/0!	0	#DIV/0!	2.07
2	ICICI BANK LTD	75000	2.04	0	#DIV/0!	0	#DIV/0!	2.04
3	THE ORIENTAL INSURANCE COMPANY LIMITED	75000	2.04	0	#DIV/0!	0	#DIV/0!	2.04
4	LIFE INSURANCE CORPORATION OF INDIA	42276	1.15	0	#DIV/0!	0	#DIV/0!	1.15
<b>TOTAL</b>		<b>268327</b>	<b>7.29</b>	<b>0</b>	<b>#DIV/0!</b>	<b>0</b>	<b>#DIV/0!</b>	<b>7.29</b>



**(I)(c)(ii) Statement showing holding of securities (including shares, warrants, convertible securities) of persons (together with PAC) belonging to the category "Public" and holding more than 5% of the total number of shares of the company**

Sr. No.	Name(s) of the shareholder(s) and the Persons Acting in Concert (PAC) with them	Number of shares	Shares as a percentage of total number of shares {i.e., Grand Total (A)+(B)+(C) indicated in Statement at para (I)(a) above}	Details of warrants		Details of convertible securities		Total shares (including underlying shares assuming full conversion of warrants and convertible securities) as a % of diluted share capital
				Number of warrants	As a % total number of warrants of the same class	Number of convertible securities held	% w.r.t total number of convertible securities of the same class	
<b>NIL</b>								
<b>TOTAL</b>		0	0.00	0	#DIV/0!	0	#DIV/0!	0.00







Statement showing details of Depository Receipts (DRs)

Sr. No.	Type of outstanding DR (ADRs, GDRs, SDRs, etc.)	Number of outstanding DRs	Number of shares underlying outstanding DRs	Shares underlying outstanding DRs as a percentage of total number of shares {i.e., Grand Total (A)+(B)+(C) indicated in Statement at para (I)(a) above}	
1				0.00	
2				0.00	
3				0.00	
4		<b>N/A</b>		0.00	
5			0.00		
6			0.00		
7			0.00		
8			0.00		
9			0.00		
<b>TOTAL</b>			<b>0</b>	<b>0</b>	<b>0.00</b>



**(II)(b) Statement showing holding of Depository Receipts (DRs), where underlying shares held by "promoter/promoter group" are in excess of 1% of the total number of shares**

Sr. No.	Name of the DR Holder	Type of outstanding DR (ADRs, GDRs, SDRs, etc.)	Number of shares underlying outstanding DRs	Shares underlying outstanding DRs as a percentage of total number of shares {i.e., Grand Total (A)+(B)+(C) indicated in Statement at para (I)(a) above}	
1				0.00	
2				0.00	
3				0.00	
4		<b>N/A</b>		0.00	
5			0.00		
6			0.00		
7			0.00		
8			0.00		
9			0.00		
<b>TOTAL</b>				<b>0</b>	<b>0.00</b>

